

Greater Sydney Operations Report

October 2021

Contents

Key messages	3
Storage Levels	4
Rainfall.....	5
Inflows	6
Environmental releases	7
Water supplied to our customers.....	7
Forecast	9
More Information.....	10

Key messages

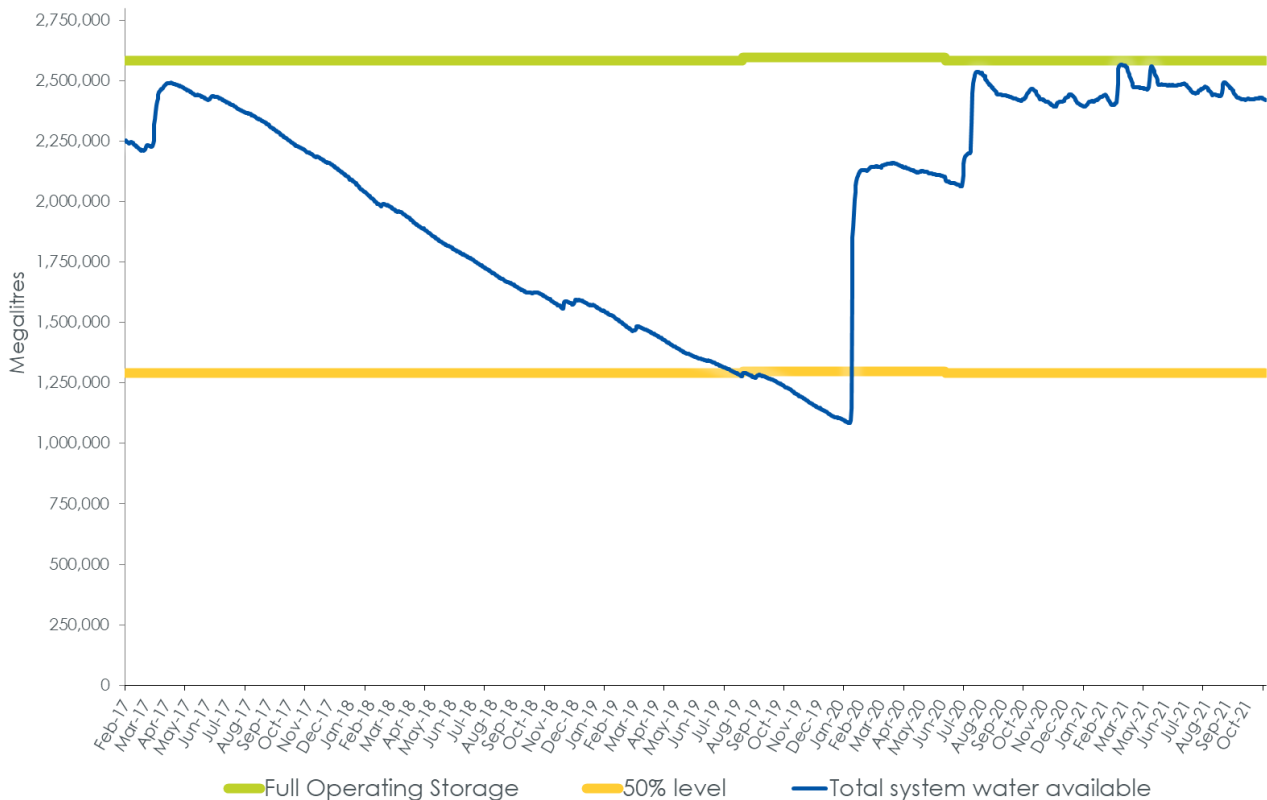
- As at 31 October 2021, the total available water held in Greater Sydney storages was **93.7%**, a decrease of 0.1 % from the previous month.
- The Greater Sydney catchments experienced below average rainfall for the month of October.
- Approximately 130 GL of water flowed into our dams this month compared to 71 GL for the same time last year. Due to high autumn rainfall, our total inflow this calendar year has reached 4,028 GL, which is already 62% more than the annual long-term average.
- With our storages exceeding 75%, there were no transfers from the Shoalhaven System and Water Wise Guidelines are in place across Greater Sydney.
- As total system storage declines with normal supply, it is expected we will reach 75% (the trigger to re-commence Shoalhaven Transfers) in June 2022 at the earliest.



Storage Levels

As at Sunday 31 October 2021 the total available water held in Greater Sydney storages was **93.7%**, a decrease of 0.1% from the previous month. For more information on Greater Sydney Dam levels please visit www.watersnw.com.au/sydneydamlevels

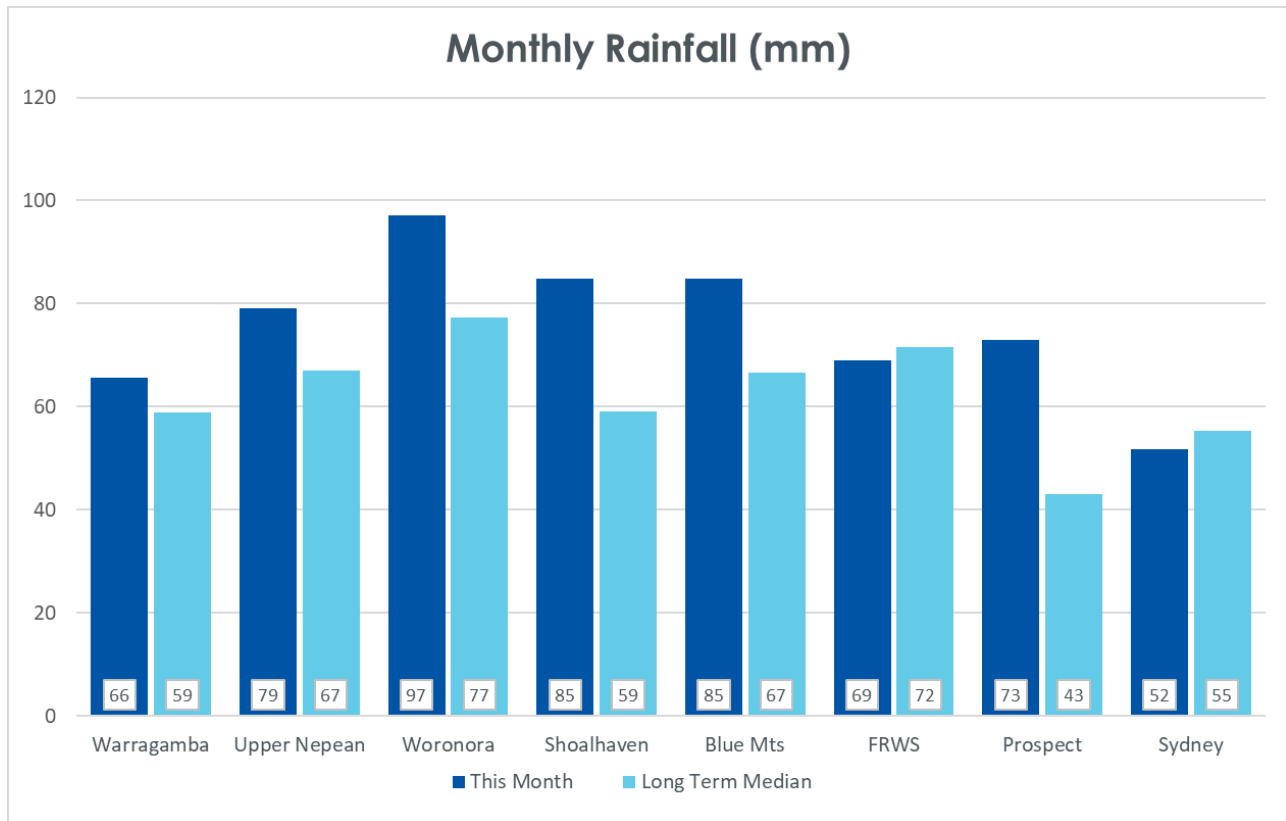
Available storage 93.7% on 31 October 2021



Storage	Capacity (ML)	Sunday 31 October 2021			Thursday 30 September 2021		
		Level (m)	Available (ML)	Available (%)	Level (m)	Available (ML)	Available (%)
Cataract	97,190	-4.67	62,715	64.5	-3.94	67,496	69.4
Cordeaux	93,640	-0.98	86,134	92.0	-1.06	85,621	91.4
Avon	146,700	-1.42	131,932	89.9	-1.22	134,041	91.4
Nepean	67,730	-3.10	58,378	86.2	-2.52	60,020	88.6
Woronora	71,790	-4.96	55,030	76.7	-4.59	56,153	78.2
Warragamba	2,027,000	-0.91	1,959,454	96.7	-1.02	1,951,338	96.3
Prospect	33,330	-0.54	30,514	91.6	-0.53	30,564	91.7
Wingecarribee	24,130	-0.99	19,925	82.6	-1.00	19,842	82.2
Fitzroy Falls	9,950	-0.82	6,066	61.0	-0.88	5,788	58.2
Tallowa	7,500	0.10	7,500	100.0	0.04	7,500	100.0
Blue Mountains	2,890	-	2,220	76.8	-	2,165	74.9
TOTAL	2,581,850		2,419,868	93.7		2,420,528	93.8

Rainfall

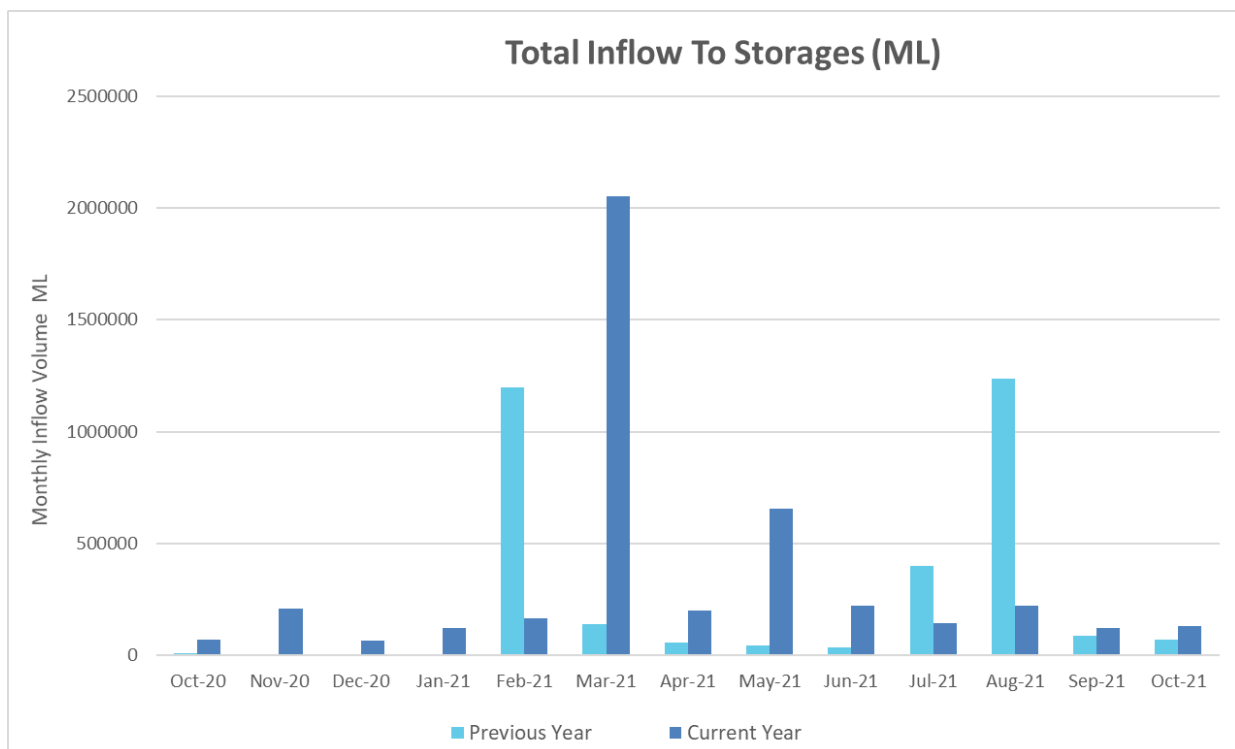
During October 2021, rainfall was below the long-term median for the month of October.



Inflows

Sydney storages received minor inflows during October 2021. However, after only 10 months into the calendar year, the inflow for Warragamba has surpassed its long-term average annual inflow by 78%.

Monthly Inflow (ML)	Warragamba	Upper Nepean	Woronora	Tallowa	TOTAL
	46,495	3,879	164	79,184	129,723

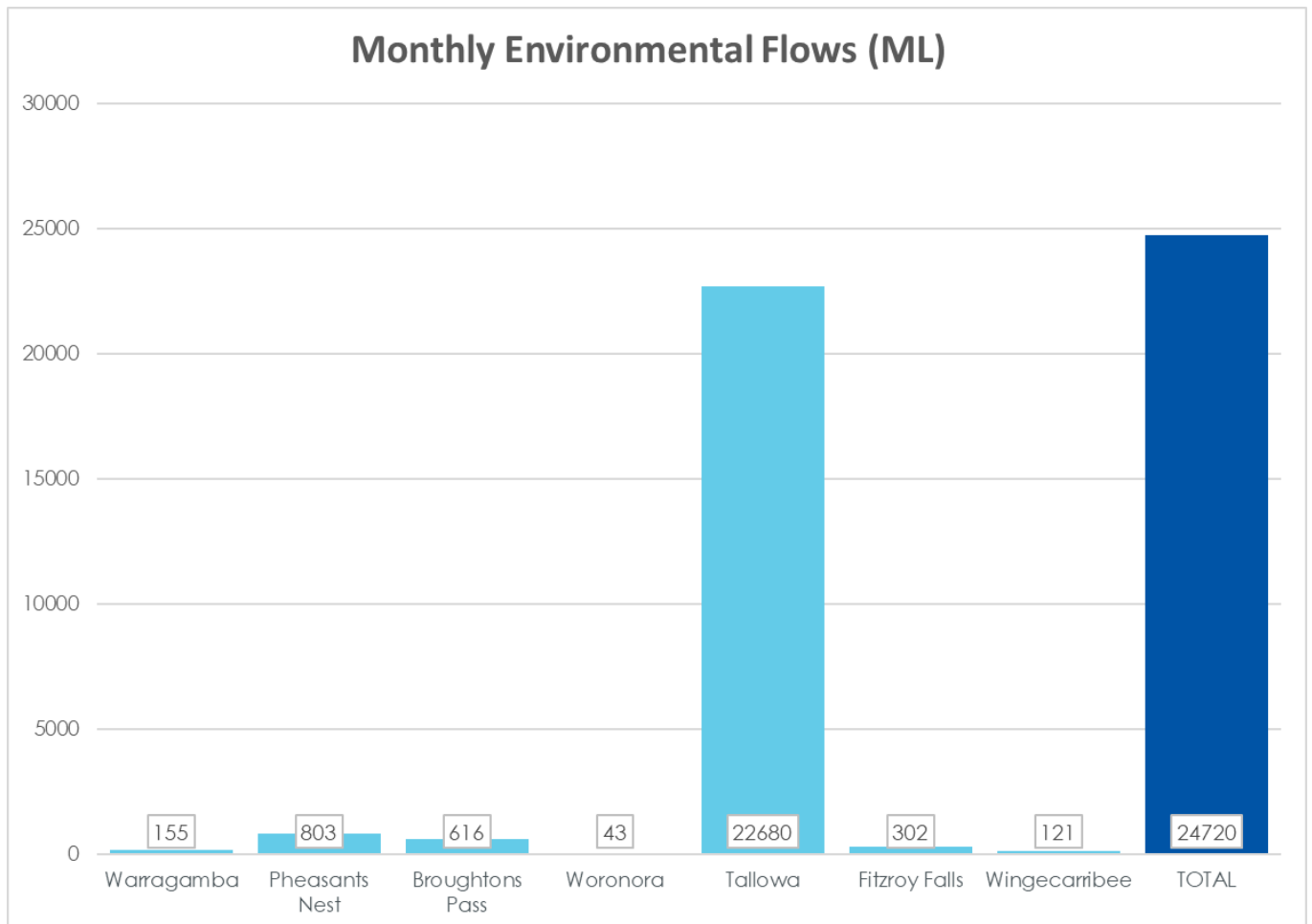


Calendar Year	Warragamba Inflow (ML)	Upper Nepean Inflow (ML)	Woronora Inflow (ML)	Tallowa Inflow (ML)	TOTAL
Average Annual	1,069,000	316,000	30,000	1,071,000	2,486,000
2018	103,234	32,199	2,433	136,559	274,425
2019	50,350	35,828	2,755	78,024	166,956
2020	1,745,619	276,838	34,570	1,487,432	3,544,459
2021 to 31 Oct	1,904,112	255,507	15,645	1,853,096	4,028,359

Note: The tables above do not include smaller inflows into storages such as Wingecarribee, Fitzroy Falls, Prospect and the Blue Mountains Dams.

Environmental releases

During October, a total of 24,720 ML was released from Sydney water sources for the environment.

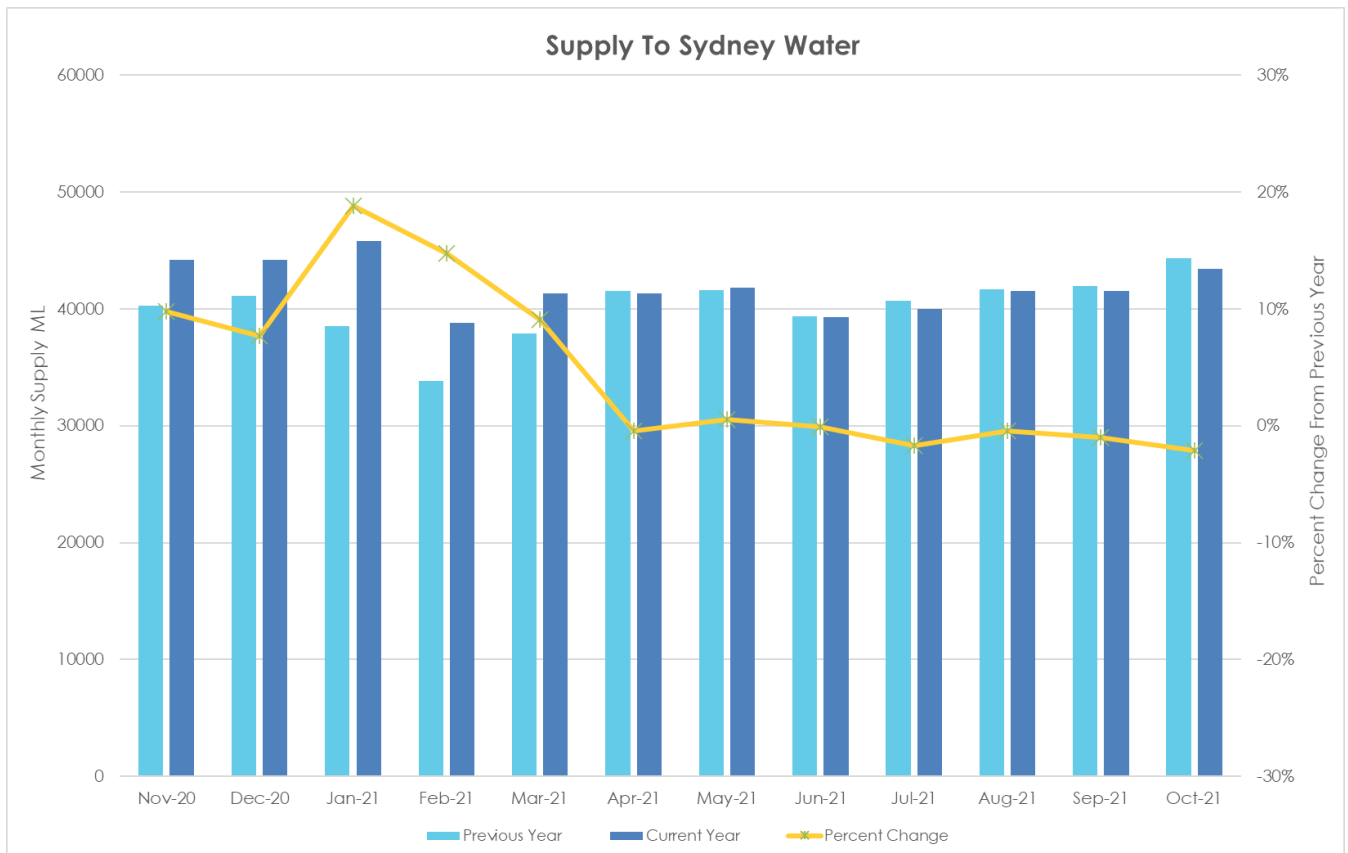


Water supplied to our customers

In the Greater Sydney area, WaterNSW supplies raw water to over 60 customers including Sydney Water Corporation, Wingecarribee Shire Council, Shoalhaven City Council, Goulburn Mulwaree Council and other minor customers.

Sydney Water supplies treated drinking water to the people of Sydney, Illawarra and the Blue Mountains and is our largest customer accounting for more than 99% of the total volume supplied from the Sydney system.

The volume supplied to Sydney Water this month was 43,396ML with a daily average supply of 1,400ML/D, which is slightly less than this time last year.

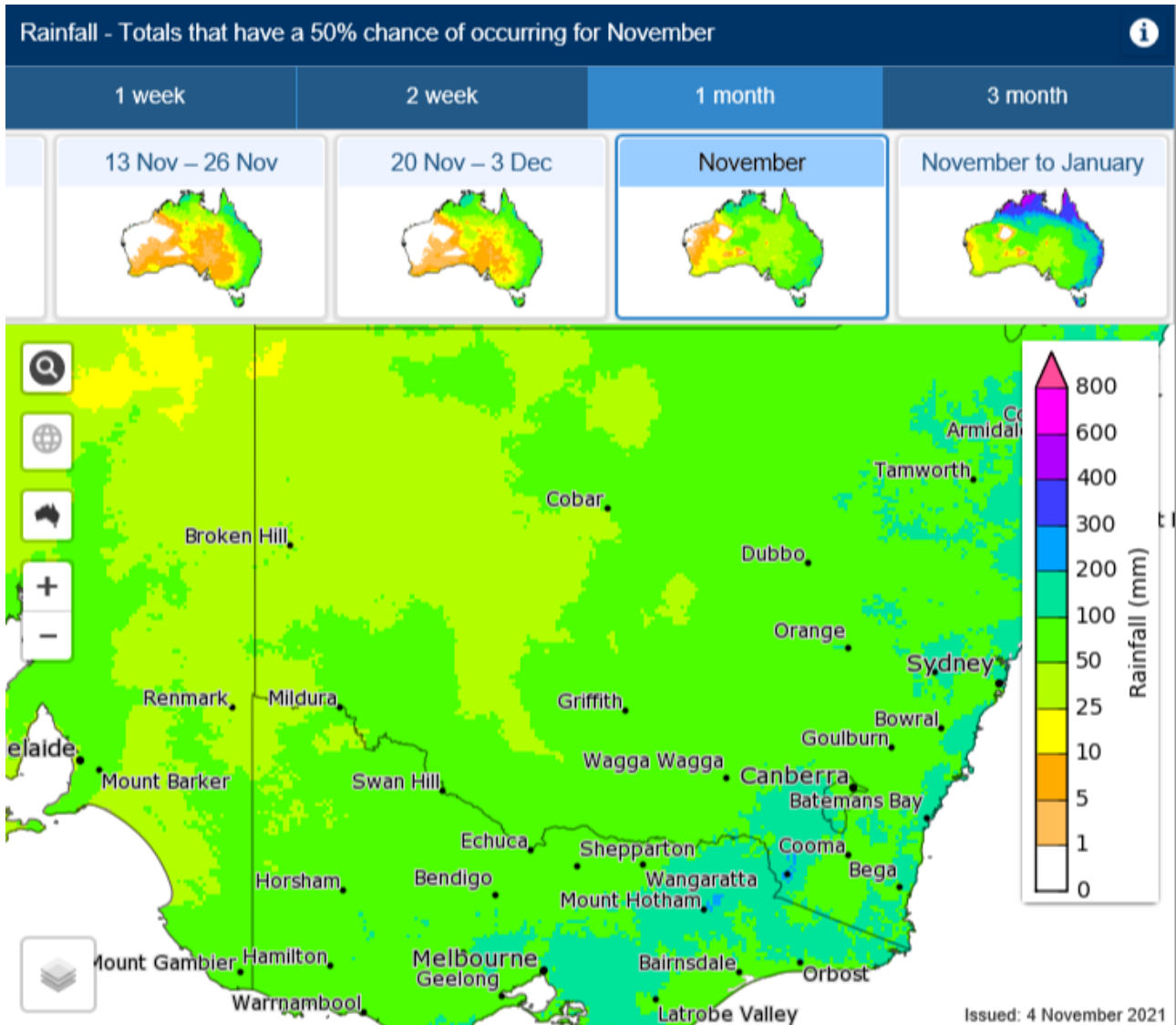


WaterNSW supplies raw, untreated water from our dams to the water filtration plants below:

Filtration Plant	Monthly Supply (ML)	Average Daily Supply (ML)
Cascade	384	12
Illawarra	2527	82
Macarthur	2687	87
Nepean	407	13
North Richmond	632	20
Orchard Hills	2066	67
Prospect	33037	1066
Warragamba	114	4
Woronora	1542	50
TOTAL	43396	1400

Forecast

According to the Bureau of Meteorology, the remainder of November and the month of December are likely to be wetter than average for Sydney's catchment areas. BOM forecast rainfall amounts are shown below:



For more information on weather in NSW please visit the BoM <http://www.bom.gov.au/nsw/>

More Information

WaterNSW is a state-owned corporation established under the *Water NSW Act 2014* and operates under an Operating License issued and monitored by the Independent Pricing and Regulatory Tribunal (IPART).

WaterNSW operate the state's rivers and water supply systems in accordance with the rules set out by regulators. With more than 40 dams across the state, we supply two-thirds of water used in NSW to regional towns, irrigators, Sydney Water Corporation and local water utilities. We also own and operate the largest surface and groundwater monitoring network in the southern hemisphere and build, maintain and operate essential infrastructure.

The Greater Sydney system includes 15 major dams that are interconnected by a complex system of rivers, weirs, canals and pipelines. WaterNSW manages this system in the most efficient way to provide the best quality raw water to our customers, whilst also ensuring long-term security of supply is maintained for the future.

Warragamba Dam is the largest dam in the system and provides around 80% of Sydney's water supply. When the total system storage falls below 75%, WaterNSW can transfer water from the Shoalhaven system into the Upper Nepean Dams or Warragamba Dam.

The total system storage for Greater Sydney (all our Dams combined):
2,581,850 ML (approximately 2 600 GL)

1 Kilolitre (KL) = 1000 litres

1 Megalitre (ML) = 1000 Kilolitres

1 Gigalitre (GL) = 1000 Megalitres

For more information, or to view our daily and weekly Greater Sydney catchment updates, please visit our website at <https://www.waternsw.com.au/greatersydney>